

Brush Strokes



Penn's Woods Painters Newsletter

www.pennswoodspainters.com

South Central Pennsylvania Chapter of the Society of Decorative Painters

Vol. 21 No. 4

July/August 2010

Next Meeting: Monday, July 19, 2010

Place: 1st Church of God Community Center, Mechanicsburg, PA

Social: 6:30 PM Business Meeting: 7 PM

Program: New Product Demonstrations

“Possibilities with Products”

I hope everyone is finding some time to be lazy in these lazy, hazy days of summer. Some time in the fresh cool air conditioning is good, especially if it is spent painting. Why not try some of the new products out there or even something that has been around for a while but you have not been able to take advantage of?

PWP members who traveled to Wichita for this year's conference will share antidotes of their trip. There were lots of new products on display at the trade show so it is only fitting at our July meeting to share some new product news.

We will have 5 stations set up with some new and refreshing products for those creative brains to enjoy new possibilities. Members will be telling you about the products and some ways to use them in your artistic endeavors. Just a few products will be metallic glazes, new brushes,

Deco Art's new Breast Cancer Awareness products, and the ruling pen. Demonstrating members will be Jane Allen, Penny Henry, Sheila Rouse, Dottie Shultz, and Susan Wenning.



Members, as was stated in our last newsletter, don't forget our PWP Business Roundtable where you can showcase (share, give, or sell) your painting talents, other creative endeavors, or just information on some community based project. Just write me an email to let me know what you will be sharing so that I can have enough room. Two reminders: we share during social time and we pay the chapter 10% of any sales.

Hope to see you at our July meeting!!

Penny Henry

Vice President, Programs

Mark the Date on your Calendar!

PWP's September General Membership Meeting

Saturday, September 18, 2010

Place: 1st Church of God Community Center, Mechanicsburg, PA

Social: 9:30 AM Business Meeting: 10 AM

Program: Ornament Painting with Dee DeLorenzo and Sheila Rouse



HEIRLOOMS FROM THE HEART



2010 SEMINARS

May: Heather Redick June: Maxine Thomas
October: Ronnie Bringle & Michelle Walton

We carry a large variety of top quality wood surfaces. Check our website for updates and new products including our new metal art.

2677 N. Old Trail, Shamokin Dam, PA 17876 • 570.743.4141
heirloomstudio@pa.net • www.heirloomsfromtheheartstudio.com
Orders: 866-772-2667

WAYS & MEANS

First FANTASTIC news! PWP has a Ways and Means Chair - Hilary Felinski has stepped up and will be off to a busy start as the PWP board has already made lots of plans for her.



If you have not already done so consider ordering some Tastefully Simple products online - I have tasted most of the goodies and highly recommend them. We've also scheduled an evening at Hoss's in Mechanicsburg for Friday, August 27th.

In your mail soon (in the envelope with your newsletter for those who do not receive it electronically), you will be receiving 12 raffle tickets for the five wonderful pieces that Ros donated to us. These pieces will be raffled off on November 15th at our meeting. One of the pieces will be designated for PWP winners only. The tickets are \$1 each or \$5 for 6. I ask that you consider selling these to friends and family.

Sue Wenning

GETTING TO KNOW YOU

Sheila Rouse will do anything for a good picture — even if it means going to the top of the highest flag pole in Central PA to place the new gold ball on top (at Sutliff Chevrolet) ! Her excitement at getting fabulous pictures of the surrounding area was far greater than her fear! Sheila is NEVER without her camera!



Oh, say can you see!?



Presents

"A World of Color"

Washington DC Exposition

Westin Tysons Corner

@ Route 495 and Route 7

Falls Church, Virginia

November 20 & 21, 2010, 10 AM - 5 PM

Open to the public - FREE Admission

Special Guest David Jansen painting an Armoire

Experience the Education Exhibition, make and takes, see demonstrations, try new products, browse the decorative art gallery (displaying all types of Decorative Painting with the history of each style)

Participating Studios:

Jansen Art Studio (David and Martha Jansen)

Pampered Palette (David Vernon)

Dawbon Art Studio (Georgia Dawbon)

Arlene Newman's Designs (Arlene Newman)

Bev's Ceramics (Bev Scarborough)

Dave's Cuts (David Parmer, wood products)



Visit <http://www.pamperedpalette.com> for information
(703) 754-8141

Message from the President...

Dear fellow Penn's Wood's Painter's,

Hard to believe that we are to the halfway point of 2010. I want to express my thanks to all of you for allowing me to be your representative at this year's SDP Conference. I had a wonderful time representing Penn's Wood's Painter's. I came back having learned a lot of new things. I learned that we as a chapter are so fortunate -- to have a room to meet, to have travel teachers, to have each other. I heard tales of chapters with 18 members because the economy in the area was so bad, but they were still painting memory boxes. I learned of chapters who are struggling because Mother Nature's wrath has taken members' homes and studios. I heard of chapters who were raising money in a single day event (I followed them around and took notes). Chapters who had memberships over 100 and growing.

I also learned that Wichita is a wonderful city and more so, the people were gracious, and informative and it's the home of a wonderful museum of decorative art! Visiting the home of SDP was very uplifting, you can feel the history in viewing the amazing pieces on display. I learned it doesn't take the world's largest trade show to buy too much. I learned being associated with a SDP past-president gets you dinner at the best BBQ in Wichita. I learned that the generosity of everyone shined through when I dropped and broke the centerpiece for our banquet table two days before the banquet. The shuttle van driver at the hotel drove me to Target and waited while I got a new vase. Veronica Towey of FM Brush donated tons of brushes to fill the jar, Jillybean Fitzhenry donated brushes, paint and patterns. The bouquet of items was beautiful and no one even noticed that it was not part of our original plan. What I learned the most is that I am so proud of Penn's Wood's Painters, our members are what make us!

Our July meeting will bring new products and demonstrations. What a great meeting to bring a friend, our membership is our strength, so bring a friend and add to the fun this July.

Sue Wenning





June Garden of the Month

Congratulations PWP member, Judy Vetock, for having Carlisle Garden Club's June Garden of the Month. Judy and Dennis Vetock hosted an open house and tour of their garden on Sunday, June 27th. The couple's garden was featured in the newspaper on the same day. Jason Malmont, reporter for The Sentinel, wrote in part:

"As you make your way down the 200 block of South West Street in Carlisle, it's nearly impossible to know an urban oasis sits hidden behind one of the large old homes that line the street. Nestled between lush greenery and masking fences, Judy and Dennis Vetock's garden is a scene from a postcard. With both sun and shade at their disposal, perennials and annuals mix amongst a multitude of shrubbery and trees to make up the Vetock's backyard."

"For those who wish to rest their feet and take in the beauty, a shabby chic white table and chairs sits underneath a tree looking out at the garden. With the serenity of the Vetocks' garden, it's easy to forget their home sits mere blocks from the bustle of downtown Carlisle."

PWP member, Carol Henry, is also active in the Carlisle Garden Club as chair of the Garden of the Month committee. Carol's garden was featured last year.



INTERESTING WEBSITE

This issue's interesting website recommendation comes from Hilary Felinski. For complete step-by-step instructions and color picture of "Thistle Visitor" taught by Gail Cox at the last meeting, go to Mary Owens website:

<http://www.maryowensdesigns.com/freebie-thistle-visitor>



TREASURE BOXES

Thanks to everyone who have painted treasure boxes this year. I recently delivered 30 boxes to the Zembo Temple in

Harrisburg for delivery to the Shriners Hospital in Philadelphia and they were most appreciative!

Please continue to paint Treasure Boxes for the children at the Shriners and other local hospitals in 2010. Don't forget you get a PWP Perk Punch.

Barbara Lehman
Treasure Box Chair

LIBRARY

Please continue to check out our books, patterns and DVDs from the Library. There is a lot of valuable information of which we can learn. Also, when you return these items, you will receive a punch toward a free seminar next spring.


Since our next seminar is with Trudy Beard, it is only appropriate that Lois Eckert's next book review (from the PWP Library) is authored by Trudy (see below).

Hattie Ogle
717-258-3438
ogle@pa.net

"FLOWERS FOR THE LADIES" by Trudy Beard

Trudy explains painting on a variety of surfaces, including wood, paper mache, metal, gourds, and glazed ceramics.

The book contains full sized patterns. A color worksheet on each project shows the development of the painting process. Roses, ribbons, whimsical flowers and ladies are some of the many fun things to paint with Trudy in this book.



If you have ever wanted to try Trudy's soft, wispy roses (shown in pink, white, and lavender), this is a book that will show you how to paint them.

I would recommend this book as an excellent start for a new painter.

Lois Eckert

Delta Ceramcoat The Way it Used to Be? and Five New Colors from Delta

The new Delta Ceramcoat colors announced at the CHA (Craft & Hobby Association) show in Anaheim, CA are Ginger Spice, Lavender Haze, Merlot, Sunset Blush and Young Wheat. **A little bird told us that if you have been unhappy with the painting properties of some of the Delta colors over the past couple of years you should see an improvement soon.** These five new colors for a start should be Delta Ceramcoat as it used to be. **Another clue to look for is the "Made In USA" wrappers on the caps.** No, they were never made overseas, just a better production facility now.



PWP'S PAINTERLY BUTTONS POPULAR AT MARKETPLACE!

PWP's "painterly buttons" were a great hit at the Chapters Marketplace at this year's Wichita Conference. Sue Wenning and Sheila Rouse (and at times a little help from friends) sold about \$650 in buttons!

A giant thank you goes to Linda Kapp for putting in the extra hours to produce the actual pins — we couldn't have done it without her!

We're already looking forward to next year so put on your thinking caps to come up with additional sayings for new buttons. In the meantime, you can still purchase this year's buttons from the PWP General Store at regular meetings.



MESSAGE FROM DOROTHY MILLER

Many thanks for your note and the birthday card from Penn's Woods Painters. I loved it!

I'm thinking of Sherry Nelson and wished I could be there for the seminars. Unfortunately, I can't get around like I used to. My daughter is setting me up to paint in the kitchen. I'm to the point my hands don't do what I want them to. At least I'll try.

I had the Sherry Nelson book on butterflies given to me for my birthday. She writes a beautiful book. I really don't have much time to paint. When my care giver leaves at 1 P.M., I fall asleep in my chair.

Yes, I miss being with you all. The newsletter is so inspiring. I sure wish I could be with PWP and painting.

For 94 years old, I'm doing okay.





TASTEFULLY SIMPLE PWP FUNDRAISER

Penn's Woods Painters is in full swing with its Tastefully Simple online fundraiser. Lisa Murphy, our Tastefully Simple consultant, provided samples to taste, catalogs and order forms at our May meeting. If you do not have online access, call Lisa at 717-979-6627 for a catalog and order form.

Online orders will be accepted until the July 19th meeting, at which time the fundraiser will be closed. The chapter will earn 30% (27% after credit card fees are taken out) of all sales.

Members, family and friends are encouraged to go online to place an order under Penn's Woods Painters. A link to Tastefully Simple can be found on the PWP website. Products sold will be shipped directly to the purchaser.

Following are instructions to place orders for the PWP fundraiser.

1. Visit:
www.tastefullysimple.com/web/lmurphy
1. Click "Shop our Products"
2. Place items in shopping cart
3. When finished shopping, proceed to check-out
4. Below your total, click on Find Host/Event
5. Type in First Name – **Pennswoods** and Last Name - **Painters** and choose **Pennsylvania**, then click "search"
6. Select the correct Host
7. Click Check Out and provide all necessary shipping and payment information
8. Products will be sent directly to you (allow ten (10) business days from date of order) from the company.
9. (Customer will be responsible for all tax (if applicable) and shipping costs)
10. Print receipt for your records.



Happy Birthday

Rouse	Sheila	07/01
Vetock	Judy	07/11
Renaud	Barbara	07/20
Sechrist	Ruth	07/20
Meyers	Pat	07/27
Byers	Florence	07/30
Zimmerman	Tracey	07/30
Betton	Eileen	08/04
DeLorenzo	Dee	08/12
Huffman	Fran	08/14
Wilhelm	Mary Ann	08/14
Zimmerman	Betty Lou	08/30
Nagode	Jane Ann	08/31

TIPS & TECHNIQUES

by Carol L. Henry
Brush Strokes Reporter



The following members get "punched" for submitting these tips. Submit a new tip that is published to either Sheila Rouse or Carol Henry and get punched too!!

Sharon Baines: This Magic Floating technique can be done with Jo Sonja's Gel Retarder or with Jo Sonja's Magic Mix. CAUTION – The medium you have been using for the painting of the element should be the same medium you use for the Magic Floating. In other words, you should not combine or mix Gel Retarder and Magic Mix. Use the round blender, but the oval blender works particularly well on rounded elements. Wash the brush in water and start with the brush slightly damp but when you feel it, it doesn't make your fingers wet. Dip into the Magic Mix or the Gel Retarder and blend the medium into the brush. Make sure there is not too much on the brush – just a little will do the job. Pick up the color on the tip of the brush and blend just a little bit on the dry palette. You want the color to stay on the tip only. Place the color where you want it on the painting and gently rub or pat the color to blend. Now blot the brush and blend the color to the disappearing point. When this step is very dry you can repeat. It's best not to repeat more than 3 or 4 layers of Magic Mix or Gel Retarder in any one painting session. Let it dry for a few hours before you layer again.

Pat Meyers: Lumpy paint or varnish can be strained through an old nylon stocking.

Carol Henry: Put a pack of trial-size baby wipes in your painting bag, which can be used to wipe paint off your hands, to clean your mop brushes between colors (then wipe on a DRY paper towel), or for a temporary clean-up of brushes at the end of the day.

MAY MEETING



Bring to the May Meeting:

- _____ Items for Business Roundtable
- _____ Sold Raffle Tickets for Ros Stallcup pieces
- _____ Show & Tell Item
- _____ Guest(s)
- _____ Reservation form & check for Tea & Art Show
- _____ Answers to Wichita crossword puzzle
- _____ Checkbook/Money for Meeting Raffle
- _____ Return borrowed library books
- _____ Return Memory boxes/ Treasure boxes

Sign Up/Reminders:

- _____ Trudy Beard Seminar
- _____ Memory/Treasure Boxes to paint
- _____ Mary Newby Paint-in
- _____ Fran Huffman Paint-in

Dear Friends,

As you know, we don't usually do this kind of thing, but we are making an exception. Our great-grandson is severely autistic and his mother (a widow since her son was 18 months old) is trying to open a daycare for special needs children. She has won a spot on Pepsi's Refresh Everything and needs votes to get her project up and running. The winner of the "challenge" will win \$250,000!!!!



Please take a minute, watch her video, and if you can find the in your time schedule to vote for Preston's Palace every day for the rest of this month, we would be very grateful! Watching her struggle with the everyday challenges that come with being a single mom with a special needs child has given us whole new perspective on the growing crisis of autism.

Thank you so much for at least taking a moment of your day to read this and if you do manage to vote, we would certainly appreciate it. Please spread the word to friends, family and associates. ALL votes count....ALL votes help.

www.refresheverything.com/prestonspalace

Our thanks to all.
Dallas & Kay Fisher
Custom Wood by Dallas

Note from Sheila Rouse: Dallas Fisher is a long time and beloved business member of the Society of Decorative Painters.

The Care and Keeping of a Good Brush

The Sherry C. Nelson Signature Brushes are only ones I use for all the many different subjects I paint. They are excellent for birds, for animals, for butterflies, as well as still life and floral designs. As you know, I mix a fraction of a drop of Cobalt Siccative into each patty of paint to speed drying time. Thus any remaining paint not thoroughly cleaned from the brush will dry hard, and ruin the bristles. A brush is only as good as the care it receives.

Clean your red sable oil brushes like this:

1. When finished painting, wash the brush thoroughly in the odorless thinner you used while painting. Then rinse again, in clean odorless thinner. Save the clean thinner for use the next time you paint.
2. Now clean the brush thoroughly in Weber Turpenoid Natural, a non-toxic brush cleaner and oil paint medium. Dip brush into cleaner, press gently against side of container, and wipe on paper towel. Repeat until no more color comes out of bristles. This oily liquid will float out any residue of color, which is very important particularly if you use Cobalt Siccative in your paint. Turpenoid leaves the bristles conditioned and ready when next you use your brushes. This useful product also doubles as a medium for oils, and you can use it in place of solvents if you wish. It is totally non-toxic, as well.
3. Wipe excess Turpenoid Natural off brush and shape with your fingers. Store in such a way that bristles are not touching anything. There's no need to wash Turpenoid out of the brush if you plan to paint again within a month. If placing brushes into long-term storage, rinse out Turpenoid in clean thinner and shape brush. If you wish you can also use Baby Oil. Rinse Baby Oil out of brushes before beginning to paint.

Brand new brushes come packed with a sizing (glue) in the bristles that make them stiff, and reduces risk of damage during shipping. Sizing should be removed before painting. Rinse brushes in warm water, carefully softening bristles with fingers. Blot dry, shape and then allow to dry thoroughly before using them.

If there's no time to let the water dry out of the bristles naturally, you may dip new brushes into Turpenoid Natural, soften with your fingers, and proceed to use. The disadvantage of this method is that a bit of sizing may come out of the brush while you paint. Notice any tiny gritty particles? Just lift them out of the paint and wipe brush. After a bit, the sizing will work its way out of the brush.

Use old brushes for basecoating: Instead of basecoating a surface with a brand new brush, use an old brush for the rough block-in work, and save the good chisels for

detail. As my #4's begin to show wear, for example, I 'retire' them to base coat work and save that new #4 for the perfect chisel edge lines I need for birds and butterflies.

Bad brush habits: using rough, bumpy paper towels, scrubbing the brush on the towel instead of pressing it gently and horizontally onto the towel, or stabbing the brush vertically into the thinner. In addition, the more times you forcibly bend the hairs at a sharp angle, the more long-term damage. I use only Viva paper towels, the very softest I've found for my brushes.

Surfaces and Preparation: Canvas is very very hard on red sable brushes. I would not recommend using the red sables on canvas except perhaps for some fine finish work. Do all basecoating with a Royal Sable, which is a badger hair brush meant more for canvas work. Canvases can be painted with acrylic basecoat color, sanded well, repainted, resanded and sprayed. That helps reduce the wear on any good brushes used on the canvas surface.

Remember, a smooth surface that is properly prepped will go a long way to saving wear and tear on your good brushes. I paint 99.9% of all my stuff on masonite panels, which have been prepped to be smooth and velvety to the touch. Saves those good chisels.

Repairing brush damage: Some damage may be repaired by running the hottest tap water through the bristles until they soften, blotting dry and reshaping. If allowed to dry naturally after the hot water treatment, the bristles will often come back to their original shape. Red sable is forgiving of some abuse... but remember, sable is real hair. It won't tolerate extended abuse well, any more than your own hair would. Give these lovely brushes the best TLC; they are professional tools.

Sherry C. Nelson, MDA, TDA
The Magic Brush, Inc. PO Box 16530
Portal, AZ 85632; 520.558.2285
www.sherryncnelson.com





2010 PWP Calendar

July 19	Monday	General Membership Meeting – New Product Demo
July 24	Saturday	Paint-In—Mary Newby
August 9—14		Heart of Ohio Tole (HOOT)
*August 16	Monday	Board Meeting
August 21	Saturday	Paint-In — Fran Huffman
August 27	Friday	Join us for lunch or dinner at Hoss's in Mechanicsburg
September 10,11,12	Friday – Sunday	Seminar – <i>Trudy Beard</i>
September 18	Saturday	General Membership Meeting – Paint a Christmas item! Get ready for the holidays!
October 6—10		New England Traditions (NET)
October 16	Saturday	Paint-In — Pat Meyers
*October 18	Monday	Board Meeting
October 24	Sunday	Decorative Arts Tea and Art Show
November 15	Monday	General Membership Meeting – Ornament Exchange & Cookie sharing festivities!
*December 13	Monday	Board Meeting

Looking Forward to 2011

January 15	Saturday	General Membership Meeting
April 8—10, 2011	Fri—Sunday	Scottie Foster Seminar
June 17—19, 2011	Fri—Sunday	Arlene Linton Seminar
September, 2011	Fri—Sunday	Ginger Edwards Seminar

Looking Forward to 2012

April 20—22, 2012	Fri—Sunday	Cheri Rol Seminar
June, 2012	Fri—Sunday	Ros Stallcup Seminar
September, 2012	Fri—Sunday	To Be Announced

We have a number of people to thank for the wonderful Sherry Nelson seminar in June — they worked together to make sure everyone had a good time. Thanks to Linda Kapp for acting as monitor, Pat Sheely and Marianne Couch for making sure we were well fed and providing coffee & beverages, Jackie Nowak for her organization skills and, of course, all the participants! Sherry was most impressed and said she would love to come back!



**Minutes of General Membership Meeting
Penn's Woods Painters
May 15, 2010**



Sue Wenning, President, called the meeting to order at 9:55 am, welcomed our members and guest in attendance. There were 32 members in attendance.

March Meeting Minutes – A motion to approve the March 15, 2010 general membership meeting minutes, as published, was made by Hilary Felinski and seconded by Rose Bellavia. Motion carried.

Treasurer's Report – Lois Eckert reported as of 4/21/10: Income - \$6372.40-Expenses - \$8160.06 with an ending balance of \$6146.23.

Presidents Report –Sue Wenning welcomed our new members, Mary Ann Wilson and Vivian Castilli, and our guests Gloria Piefer, Alex Piefer and McKenzie Piefer.

Vice President – Programs: Penny Henry reported that Gail Cox, a Mary Owens designer, will be demonstrating a pen and ink painting at this meeting. Our July meeting will be new product display and demo.

Vice President – Membership – Linda Deardorff: 94 paid 2010 members.

Committee Reports:

Decorative Arts Tea – Carol Henry and Jackie Nowak: The tea will be held Sunday October 24, 2010. There will be more information in the next newsletter.

Historian – Shelia Rouse: No report.

Hospitality – Pat Sheely: Thank you to those who brought goodies for tonight's meeting. Pat is also taking a survey of what cold drinks to supply for the meetings. The new coffee pot is working.

Librarian – Hattie Ogle: Please return books when you are done with them.

Memory Boxes – Dottie Shultz: Dottie thanked all who painted and returned memory boxes.

MASCC-Hilary Felinski: See Hilary for information on MASCC paint ins.

Newsletter – Sheila Rouse: Shelia will put paint in registrations in the members only area online so you can just print your registration form.

Paint Ins – Dee DeLorenzo: Dee was not present. Hilary Felinski will be collecting paint in forms for her.

Publicity – Carol Henry: An article was published in the Harrisburg *Patriot*. Carol also reminded us if we write an article to be published in the newsletter we could earn more PERKS.

Seminars – Jackie Nowak: Trudy Beard seminar registration forms are out. Sherry Nelson's seminar for Friday, June 11, 2010 is full. Saturday and Sunday, June 11 and 12, 2010, spaces are very limited. Jackie also announced that there is an instructional DVD on painting Sherry Nelson's backgrounds to be viewed at Hilary Felinski's home on May 16, 17 and 19 and at Lois Eckert's home on May 20.

Treasure Boxes – Barb Lehman: Barb asked that anyone who need punches on their PERKS card to please see her.

Ways & Means – Sue Wenning: Lisa Murphy, a representative of Tastefully Simple, was at the meeting to present her products. We are now selling these on line at the company sight. We must enter a code to get credit for the sale. It will be delivered directly to your home. Please let your friends know.

We had a perfect non-profit day at Capital City Mall. We had a donation of many porcelain pieces to be used for the chapter.

Old Business:

Raffle: The last fundraiser for the year will be the five pieces donated by Roz Stallcup. There will be a raffle and one piece will be reserved for a PWP member only raffle. Raffle tickets will be mailed out to all members and the drawing will be at our Christ-

mas meeting.

Hoss's: We will also be hosting a night at Hoss's Steak House in August or September. We will receive a percentage of the sales of food and gift certificates for that night. Fun Badges are for sale now at our meetings and will be at conference. Linda Kapp and Shelia Rouse made the pins.

New Business: Hilary Felinski would like to look into a bus or train trip to the conference to be opened to everyone. There were four or five people interested so far.

The next Board Meeting will be held at Sue Wenning's home June 21, 2010.

The next General Membership Meeting will be July 19, 2010.

Dottie Shultz and a motion to adjourn the meeting and Tracey Ludwig seconded it.

There being no further business, the meeting was adjourned at 10:45 AM.

Mary Ann Couch
Secretary



HOSS'S PWP FUNDRAISER

Come to the July meeting to learn about PWP's partnership with Hoss's of Mechanicsburg (next to Stauffer's of Kissell Hill — formerly Country Market) to raise funds for the chapter. Members (and friends and relatives) will be provided tickets to present to the cashier on Friday, August 27th. One ticket is good for your entire party. The cashiers will collect the tickets along with the guest checks, and then total all of the checks collected for lunch and dinner. Hoss's will then send PWP a check for 25% of the total amount for sales totaling at least \$1,200 (or 20% if the total amount is less than \$1,200). You may also purchase gift cards toward the total amount! E-cards/tickets will be sent to members with e-mail addresses. Everyone else may request tickets to be mailed or picked up at the meeting.

PWP TREASURER'S REPORT

May 1 – June 19, 2010



Beginning Balance May 1 **\$5,567.70**

INCOME

Membership	\$ 80.00	
Programs	36.00	
Retreat	45.00	
Seminar	<u>4,866.00</u>	
Ways & Means	969.60	
Total Income		\$5,996.60

EXPENSES

Administration	1,135.72	
Bank Fees	10.00	
Donation	150.00	
Hospitality	12.11	
Library	24.90	
Membership	<u>89.91</u>	
Operations	<u>110.00</u>	
Programs	<u>183.78</u>	
Seminars	<u>600.00</u>	
Seminars	<u>3,315.63</u>	
Ways & Means	<u>100.00</u>	
Total Expenses		5,728.75

Ending Balance June 19, 2010 **\$5,835.55**

Lois Eckert, Treasurer

Note: The bank balance may appear excessive. However, please keep in mind that we must hold funds in reserve for upcoming events.

PWP Officers & Committee Chairs

Officers:

President	Susan Wenning	421-8250	susanwenning@comcast.net
Vice President Programs	Penny Henry	932-4489	PenGeo@aol.com
Vice President Membership	Linda Deardorff	737-2997	l.deardorff@verizon.net
Secretary	Mary Ann Couch	766-0918	coumac@aol.com
Treasurer	Lois Eckert	766-8017	eck1035@aol.com

Committee Chairmen:

Decorative Arts Tea	Carol Henry	249-7206	CHenry67@aol.com
	Jackie Nowak	766-6079	jlnowak@aol.com
Historian	Sheila Rouse	697-7025	toleheart@pipeline.com
Hospitality	Pat Sheely	766-3151	gsp1957@verizon.net
Library	Hattie Ogle	258-3438	ogle@pa.net
Memory Boxes	Dottie Shultz	766-0457	dshultz627@verizon.net
Newsletter	Sheila Rouse	697-7025	toleheart@pipeline.com
Paint-Ins	Dee DeLorenzo	728-9470	ddelores@verizon.net
Publicity	Carol Henry	249-7206	CHenry67@aol.com
Seminars	Jackie Nowak	766-6079	jlnowak@aol.com
Treasure Boxes	Barb Lehman	795-9845	RBLehman2@verizon.net
Ways and Means	Hilary Felinski	730-9220	hilaryfelinski@comcast.net
Past President	Jackie Nowak	766-6079	jlnowak@aol.com
Webmaster	Sheila Rouse	697-7025	toleheart@pipeline.com

Brush Strokes Newsletter Committee

Sheila Rouse
Editor & Layout

Mary Jane Wheeler
Distribution

Carol Henry
News Reporter

Jackie Nowak
Proof Editor

Barbara Lehman
Advertising



ADVERTISING in Brush Strokes (Published Bi-Monthly)

Color Business Card \$ 7/Issue \$ 30/6 Issues
 Black/White Business Card \$ 5/Issue \$ 25/6 Issues
 Color Quarter Page \$10/Issue \$ 45/6 Issues
 Black/White Quarter Page \$ 7/Issue \$ 35/6 Issues
 Color Half Page \$14/Issue \$ 70/6 Issues
 Black/White Half Page \$10/Issue \$ 55/6 Issues
 Color Full Page \$25/Issue \$120/6 Issues
 Black/White Full Page \$20/Issue \$100/6 Issues

Please send camera ready ad along with check made payable to Penn's Woods Painters to Barbara Lehman, 805 Shuler Street, Mechanicsburg, PA, 17055. Brush Strokes, the Newsletter for Penn's Woods Painters is published six times a year with a circulation of approximately 125 copies. In addition, Brush Strokes is posted on the chapter's web site. PWP's advertising rates are very reasonable and offer a targeted audience for those wishing to advertise their business, shop, classes, woods, painting supplies, or other services. If you would or someone you know benefit from advertising in Brush Strokes, please contact Barb Lehman, Business Manager, at 717-795-9845 or rblehman2@verizon.net



Membership Report

We are 97 members strong. Please welcome our latest additions and add them to your PWP membership directory.

Joanne Kilduff (new)
 3331 Hazelwood Drive
 Fallston, MD 21047
 Phone: 1-410-692-6596
 e-mail: jskbichon@gmail.com



Linda Cleaver (renewal)
 392 Faggs Manor
 Cochranville, PA 19330
 Phone: 1-610-593-2527
 e-mail: lindacleaver@yahoo.com

Barbara Kleinfelter (renewal)
 PO Box 64
 Mt. Gretna, PA 17064
 Phone: 717-576-8096
 e-mail: barbipainter@comcast.net

Since I will not be able to attend the July 19th meeting, Rose Statt will be filling in for me to punch your cards. Don't forget to sign the attendance sheet. Thanks for your cooperation.

Linda Deardorff
 VP, Membership

What's in Kansas?



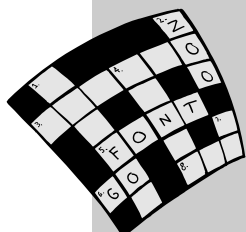
Across

1. Ball throwing nuts
5. Don't spit on the street in this Kansas town or you might be jailed
7. 51st largest city in the United States
8. Famous location in Wichita
10. A 16,750 pound Ball of this is in Cawker City, Kansas
12. State bird
13. What lives under a bridge?

Down

2. State flower
3. It is against the law to use _____ to hunt duck in Wichita
4. Keeper of the _____
6. Number of bronze statues by Georgia Gerber
8. Person seen crashing a tailgate party
9. Name of the drugstore chain where a 1958 sit-in changed history
11. Kansas won the most beautiful license plate contest with this design

WICHITA CROSS WORD



Sue Wenning was pleasantly surprised at what an interesting and fun city this year's (and next year's) conference city was! To generate some excitement for PWP members for the 2011 conference, and to learn something about the city, she came up with this Wichita-themed cross word. Members who successfully complete this cross word puzzle will be eligible to win a special conference gift basket at the July meeting.



**Mary Newby Paint-in
Colonial Welcome Banner
Designed by Patricia Rawlinson**

Saturday, July 24, 2010
9 AM—4 PM
First Church of God Community Center
Cost: \$24 (Class Fee + Pattern Packet)



Name: _____

Address: _____

Phone No. _____ E-Mail: _____

Check enclosed for \$24 (Class Fee + Pattern Packet) _____

This Paint-In is limited to the first 30 members registering according to the date on the envelope. Please send this form and your payment (payable to PWP) before May 15 to:

Dee DeLorenzo
214 E. Main Street
Mechanicsburg, PA 17055



**Fran Huffman Paint-in
Santa & Friends on Record Album
Designed by Chris Thornton-Deason**
Saturday, August 21, 2010
9AM—4PM
First Church of God Community Center



Class fee is \$20
(Students must provide your own record album/surface)

Name: _____

Address: _____

Phone No. _____ E-Mail: _____

Check enclosed: _____ \$20 class fee

This Paint-In is limited to the first 30 members registering according to the date on the envelope. Please send this form and your payment (payable to PWP) before August 1st to:

Dee DeLorenzo
214 E. Main Street
Mechanicsburg, PA 17055



UPDATE — TRAIN TO THE 2011 WICHITA CONFERENCE — UPDATE

Sheila Rouse has gathered tentative information about train service to and from the 2011 SDP Conference in Wichita. When everything is finalized, we expect that SDP will publish the information for all the chapters on the east coast.

Train service is available to Newton, Kansas, which is approximately 30 minutes from Wichita. The train station in Newton was the original home of SDP! SDP is pursuing a grant to cover the costs of chartering buses to transport folks to and from the Newton train station to Wichita. At this point, the anticipated cost, for a round trip ticket, including meals while on the train, is less than \$300. Pricing as of 06/21/2010 was about \$260.00 ROUND TRIP.

Bags would be checked. At this point we are not aware of any luggage limitations.

We received the authorization from Amtrak and will share more information at the meeting. We do

know, however, that minimum of 20 people is required to obtain the group discount — between all the east coast chapters this should be no problem. We believe that other discounts, such as AARP, can be applied but this will need to be confirmed as details are worked out.



Amtrak will try to put us all together in the same car. Seats are 'sleepable', with pillows and blankets provided; beds would be available, on a different car, for an additional charge (TBD).

If we have the minimum of 20 passengers, Amtrak will allocate our own car for the trip. Expect a layover in Chicago, from approximately 8:30 am to 3pm (enough time for some exploring in Chicago).

Based on a Harrisburg location, the trip to Wichita will take approximately 27 hours elapsed time with approximately six of those hours in Chicago for the layover.

Carrot Cake -- Sharon Kuntzman



2c. sugar	3 c. grated carrots
2 c. flour sifted	5 eggs (I used 2 whole eggs and 6 whites)
1 ½ c. vegetable oil (I used ½ c. oil and 2 {3.5 oz} Mott's Granny Smith no sugar added applesauce)	
1 t. salt	1 ½ c. chop walnuts
2 t. cinnamon	2 t. soda

Combine sugar, flour, oil, salt, cinnamon, carrots, & eggs. Beat by hand for about 2 minutes. Add walnuts & stir well. Add soda & mix thoroughly. Pour into 2 -- 9 inch greased and floured pans or 9 x 13 pan. Bake 350 for 45 minutes. (Watch it at 30-35 minutes as could be done when using square disposable aluminum pans)

Frosting

1 pkg. (8oz) cream cheese (I used 1/3 less fat)
½ stick (4T) margarine – room temp
2 t. vanilla
1 # (3 ¾ c.) confectionary sugar
Cream cheese until it is soft. Add rest ingredients. Beat 5 minutes. Frost.

Keep in refrigerator. Freezes well.



TRUDY'S COMING TO PENNSYLVANIA IN SEPTEMBER!

Want to see roses grow and bloom? Another day enjoy the coolness of a winter scene?

Sign up now for Trudy Beard's three day seminar, September 10, 11, and 12 and paint these beautiful

designs and more. What a great way to spend a September weekend amidst the end of swimming pools, gardening - and before leaf raking and snow shoveling! Registration is now opened to non-chapter individuals, so don't wait.

Trudy has earned her CDA (Certified Decorative Artist) and the floral portion of the MDA (Master Decorative Artist) program of the Society of Decorative Painters. Recently, Trudy has added another honor. She has been juried into the prestigious Oil Painters of America. In the future, she will be teaching oils, as well as acrylics classes.

Friday's design is "Bluebird and Gathering Basket". Saturday, you will be painting Trudy's fabulous roses. On Sunday we will be painting "Holiday Wreath" a beautiful winter scene.

Jackie Nowak
Seminar Chair



MEMORY BOXES

Summer has arrived and we are all very busy. On these hot humid days enjoy the air conditioning while painting a few memory

boxes. Sadly the need doesn't go away for the summer. I delivered 30 boxes to the Pinnacle Health Hospital this month.

Enjoy the summer and paint some boxes when you have a chance.

Dottie Shultz
Memory Box Chair

DECORATIVE ARTS MONTH "WINDOW TO HISTORY" AT CUMBERLAND COUNTY HISTORICAL SOCIETY

by Carol Henry

Inventory your most treasured hand-painted pieces and find something unique but "small" that you'd like to display for Decorative Arts Month in October. We will be displaying a variety of pieces and mediums in one of the eight "Windows to History" at the Cumberland County Historical Society, 21 N. Pitt St., Carlisle, PA. The exhibit "Window" is 18 inches deep, 24 inches wide, and 33 inches tall, so you can see why I said "small." The pieces should be no larger than 8"x10" and can be your own or hand-painted by one of your favorite artists. I would really like to have a piece by Peter Ompir and Priscilla Hauser on display. The exhibit will be created in early September and remain on display under lock and key for eight months.

Please contact me at 249-7206 or CLHenry67@aol.com if you have an item to display. Not all items may be used due to the space limitation. After September, come see the "Window" and browse the Folk Art and Fine Art Galleries and visit the current exhibit, "**Sitting Pretty: Plank Bottom Chairs of Cumberland County**" on display until October 30. The Museum hours are Monday, 4-8 p.m., Tuesday-Friday, 10 a.m.-4 p.m., and Saturday, 10 a.m.-2 p.m. Afterwards, stop at the Hamilton Restaurant next door for one of their famous "Hot-Chee Dogs" ("hot chilly" cheese dog with minced onions and mustard). It's not spicy just yummy!!



Penn's Woods Painters
TRUDY BEARD SEMINAR

Friday, Saturday, Sunday

September 10, 11 & 12

9:00 AM – 5:00 PM

First Church of God Community Center
 Mechanicsburg, PA

Class Fees:

PWP Chapter Members: \$55 each day, or \$150 all three days

(To claim the chapter member discount, you must be a member of PWP and also a member of SDP.

Non-members: \$65 each day, or \$180 all three days



Friday

Bluebird & Gathering Basket

8 x 16" flat surface

(Student choice of surface)



Saturday

Trudy's Pink Roses

on 18" Tall Tin Pitcher

\$25 surface



Sunday

Holiday Wreath

12 1/2" x 12 1/2" Wood scrolled panel

\$22 surface

Name _____ SDP# _____

Address _____

City & State _____ Zip _____

Phone# () _____ Email Address _____

- Space limited to first 28 people, as determined by the envelope postmark, others will be placed on a wait list.
- Friday's design, "Bird in Gathering Basket," may be painted on any surface that meets the listed dimensions.
- Classroom doors will open at 8:30 am each day. A light lunch is available each day. Acrylic paints will be provided.
- Please check days of attendance, surfaces ordered, and include payment with registration form. Payment confirms your reservation in the class.

**Mail payment (payable to PWP) & registration form to:
 Jackie Nowak, 53 Longwood Drive, Mechanicsburg, PA 17050-7973**

Amount enclosed \$ _____

Class Fee: ___ Friday ___ Saturday ___ Sunday OR ___ All three days

Surface: ___ Saturday ___ Sunday

For additional information, email PaintinginPA@aol.com



I was in the mood for a good mystery when I heard about the Wichita troll — it took me all week to finally find him within walking distance of the SDP office!



Life is Grand!

...or why the 2010 Wichita Conference was the best ever!!



I was hungry and some kind strangers invited us to join their tailgate party before the baseball game!



I was missing work at Sutliff Chevrolet and I saw this wonderful horse made up of automobile bumpers.



I was thirsty for learning...and was quenched by classes.



I wondered if anyone really cared about my efforts...and found out that they most certainly did!



I was hot, tired and my feet hurt...and along came the air conditioned trolley with a driver who shared fun facts.



I was feeling old and discovered that age is just a number — it does not have to define me.



I wanted one last thrill...and got it!!!



I missed my friends in Wichita and was welcomed home!



I yearned to feel special...and was invited to join an elite group of special women



I was by myself...but always among friends!



I wanted to party — and everyone joined in!



Memories of the
May meeting with Gail Cox and
Lisa Murphy of Tastefully Simple