

Brush Strokes



Penn's Woods Painters Newsletter

www.pennswoodspainters.com

South Central Pennsylvania Chapter of the Society of Decorative Painters

Vol. 22 No. 2

March/April 2011

PWP's March General Membership Meeting

Monday, March 21, 2011

Place: 1st Church of God Community Center, Mechanicsburg, PA

Social: 6:30 PM Business Meeting: 7 PM

Sweet Spring Wearable Art Fashion Show Paint a Beaded Daisy Bracelet with Jane Allen & Summer-Themed Surface Exchange

Are you as tired of this cold weather as I am? Well, come to the Monday, March 21, meeting and celebrate the arrival of spring by strutting your "wearable art." Wear anything you have painted: vests, aprons, painting shirts, pins, earrings, necklaces, visors, hats, etc. If you don't have anything painted to wear, you can stay for the program after the business meeting and paint a beaded bracelet.

We will all paint a daisy design on our bracelets but will be able to personalize them by using different colors of beads, different color combinations, and different separator beads. During the social hour we will have instructors at workstations to help you select your beads and assemble your bracelets. You will be able to select from a variety of beads on a first come, first serve basis. *There will be a \$5.00 charge for the supplies to make the bracelet.*

You will need to bring the following supplies: Small



round and liner brushes (#1 round, #2/0 liner, 6/0 liner), dry palette, water basin, paper towels, and a paper plate or Styrofoam meat tray to transport your bracelet. Jane will have samples of other pieces that she has painted at the meeting to get your creative juices flowing. At the end of the evening, if available, you will be able to purchase additional beads. It will be a fun, relaxing project, and we will each end up with a unique bracelet.

Also, to shake off the winter doldrums, we will have a bagged surface exchange. Dig in your painting stash and find a surface that you've wanted to paint for a while, preferably something with a summer or picnic theme.

Put it in a paper grocery bag with or without a pattern with your name **INSIDE** and staple or tape it shut. You will get it back at the July 18 meeting hand painted by one of your fellow PWP members!!

Carol L. Henry
Vice President, Programs

Mark these Dates on your Calendar!

April 2 is the PWP Luncheon and
PWP's May General Membership Meeting
Saturday, May 14, 2011

Place: 1st Church of God Community Center, Mechanicsburg, PA

Social: 9:00 AM Business Meeting: 9:30 AM

Program: Christmas Card with Calligraphy & Watercolor Pencils taught by Deb Cornman



PWP members first visited the Community Bridge in 1998.

Save The Date: July 9 Field Trip!

You won't want to miss this field trip — the last time the chapter traveled to Frederick, Maryland to visit the Community Bridge, an award-winning trompe l'oeil mural depicting the spirit of community, was in 1998. This large-scale mural project transformed a plain concrete bridge into the permanent illusion of an old, ivy-covered stone bridge. Artist William Cochran and his assistants painted the entire structure by hand, using advanced trompe l'oeil ("deceive the eye") techniques. Carol Henry will provide additional information as the date nears.



Thank you To everyone who attended the Memory Box Paint-In on February 19. We had a great day and painted lots of boxes. Please varnish the boxes and return them at the March meeting if possible. I will have extra patterns for those who were unable to attend. Check the silver bin on the Memory Box table for box inserts and patterns from previous Memory Box Paint-Ins. Take any that you think you would like to paint.

Thank You!

Happy Painting,
Dottie Shultz, Memory Box Chair

Friday 3/25



Monday and Tuesday
3/28 - 3/29



Painter's Paradise Presents
Sherry Nelson, MDA
March 25 - 29, 2011
5 Days - 4 Projects
\$70.00 Per Day Plus Surface,
Palette Fee and prep
\$70.00 Deposit to hold your seat(s)



Sunday 3/27



Sunday Night Special*



Saturday 3/26



Friday
Saturday
Sunday
Monday

Chestnut sided warbler
Rufus-Breasted
Hermit Hummingbird
Screech Owl and Azaleas
Tuesday - Mountain Lion
and Petroglyphs

*** Sunday Night Special - Ruddy Daggerwing Butterfly with Lilies - Call to see if you qualify for special pricing (6PM to 10PM)**

Top 'O the Morning to you Penn's Wood's Painter's! This March we have a fantastic Program planned for all. Jane Allen will instruct us in painting some beads for a spring bracelet and don't forget your wearable art!



April 2nd is our 1st Annual PWP Perfectly Wonderful Purses Auction. The purses have come in and silent auction pieces too, I can hardly wait to see all the great purse ideas. The Committee has worked hard to ensure the events success. Now we have to sell those tickets!

I'd like to point out that Attendance has been very high at our last two meetings; it's exciting to see new and old faces getting together and enjoying each other's talents. The Memory box Paint-in was wonderful, thanks to Dottie and Pat for their fantastic teaching and for the members who have continuously supported the Memory Box program.

Lastly, I'd like to thank you all for supporting me in my job as your PWP Board's President so far this year. Let me know if there is anything I can help you with.

Regards,
Susan Wenning



P.S. Please continue to keep Sheila Rouse in your prayers as she continues on her journey to wellness.

HEIRLOOMS FROM THE HEART

2011 Seminars

Heather Reddick
Sept 20—22

Heidi England
October 7—9

Ronnie Bringle
October 14—16

Brenda Stewart
October 21—23





We carry a large variety of top quality wood surfaces. Check our website for updates and new products including our new metal art.



2677 N. Old Trail, Shamokin Dam, PA 17876 • 570.743.4141
 heirloomstudio@pa.net • www.heirloomsfromtheheartstudio.com
 Orders: 866-772-2667



Bagged Surface Exchange

Carol Henry has a fun program scheduled for PWP's July meeting...but to make it a success, some pre-planning is necessary.

Decorative painters are all alike — we have LOTS of painting surfaces that we plan to paint someday. Members are encouraged to “dig” in your painting stash and find a surface that you've wanted to paint for a while, preferably something that is perfect for a summer or picnic theme.

Put your “secret” surface in a paper grocery bag (with or without a pattern) with your name **INSIDE** and staple or tape it shut. The bags will be distributed at the March meeting. You will then get it back at the July 18 meeting hand painted by one of your fellow PWP members!!



Members LOVED this the last time we did it in 2002. Pictured here are a few of the treasures that came back. Left to right: Nancy Capuano painted Linda Fromm's keepsake box, Becky Wallace painted Lois Eckert's sleigh, Megan Capuano painted Hattie Ogle's dummy board, Helen Ludwig painted Pat Meyers' tray, and Carol Payne painted Barbara Creamer's twiggy basket.



TREASURE BOXES

Want to make a child smile? Please continue to paint Treasure Boxes for the children at the Shriners and other local hospitals. The object of PWP's program is to create hand painted

“treasure boxes” for youth less than 18 years old who are receiving care at the Shriners Hospital for Children in Philadelphia. These young patients are often given small gifts to divert their attention from their pain. Treasure Boxes are containers the youngsters can use to store their toys and take them home.


Boxes can be painted, decoupage, jeweled, or simply decorated with stickers. The photo boxes at A.C. Moore and Michaels are just the right size to sit on the table beside the beds. Look for special sales on the photo boxes at these stores.

Barbara Lehman
Treasure Box Chair

FINAL REMINDER

MARY MADER “PWP PUNCH CARD” SEMINAR

Saturday, March 26, 2010
9:00 AM – 4:00 PM
First Church of God Community
Center
Mechanicsburg, PA



Limited to PWP members who have earned and submitted 25 “Bucks” for chapter involvement in 2010. Pre-registration is required.

Mary Mader will be teaching a Lily in acrylics. Members may paint the project on any 8 x 10 surface of their choice and are responsible for their own paint. A supply list will be provided to registrants.

September Program: Paint for Freedom Cards

Here's some advance notice for our September program – we'll be doing a Paint for Freedom card. For those who may not be familiar with the Paint for Freedom program, supported by SDP, I've copied the following from the SDP website to share with you:

(<http://www.decorativepainters.org/paintforfreedom/index.php>):

Please join us as we express our gratitude to military personnel and their families through the Paint for Freedom program.

Paint for Freedom cards are hand painted and contain a loving message of support. They provide a way for us to let those who have sacrificed for our freedom know how much it means to us.

The idea is simple. SDP members paint a card of encouragement, sign the back and present it to a veteran or current member of the military who needs a lift. These cards are also an appropriate way to show gratitude to the families of those whose lives have been lost while on a

military assignment. When the recipient is feeling better, he or she can put their own name on the back and pass it on to someone else to give them an emotional boost. The card is painted on a wooden sur-



face, so it is durable and can be passed on and on, making many lives brighter. Here's the card that we'll be doing as our September program.

The instructions and pattern for this card are in Issue 1, 2008, of the Decorative Painter. You'll want to sign up for this program at our May meeting, so we'll know how many cards to order. Cards will be distributed at our July meeting. You'll also want to dig out your copy of Issue 1, from 2008, and basecoat the surface before our September meeting.

Our plan is to present these cards to service persons in our area. As I write this, we're not sure of the details of when or how, just yet, but the general plan is to present them around Veteran's Day.

We have a number of members who are in military families, as is mine, or whose extended families include service members. I am hopeful that you will sign up to paint this card from the Heart of America - right here in central PA.

Hilary Felinski

MEMBERSHIP REPORT



Thank you to everyone who has renewed their PWP membership for 2011. We currently have 82 members, which includes 8 new members, 2 life time members and 72 renewals. Currently we have 33 members who haven't renewed for 2011. I'm hopeful that we will see their renewal in the near future.

Since the first of the year, the following new members joined PWP, so please be sure to introduce yourself to :

Eddiejo Bunker, Lehigh, PA
Linda Fleming, Boiling Springs, PA
Julia Leonard, Dauphin, PA
Doris Rissner, Mechanicsburg, PA
Phyllis Stewart, New Cumberland, PA

I'm looking forward to a great year of fun-filled activities especially the luncheon on April 2.

Linda Kapp



Penn's Woods Painters Positively Wonderful Purses
Saturday, April 2, 2011
Noon – 4 PM

Irish – we have you covered. Mojito's – you're covered, too! Tennis – got ya! How about Pasta? Puppies? Kitties? Babies? Beach? Romantic evenings? Spa treatments? We have purses for each of you – and each of your guests – bring your friends and have a wonderful time!

You all have really come through with your Purses and the 'Purse Parts'. As I write this, we have 34 Purses, and 24 Silent Auction items for our Luncheon on Saturday, April 2. Having this many Purses and Silent Auction items is absolutely wonderful – I can't thank each of you enough for helping with our first annual fundraiser luncheon.

Each of you, our members, are what makes this chapter special and unique – your involvement, your willingness to help, your commitment to our chapter! You are amazing and this event will showcase each of you and our membership in SDP and in this community.

Our goal is to lay the foundation for this year's budget, as well as for future years - so we are not asking you to sell raffle tickets, or sell Christmas ornaments or sell cookbooks or even cough up the costs for meeting programs! At least not as much, anyhow. The hope is that we can have a single successful fundraiser for a year – and you all can take a deep breath and say 'whew'!

I know you've been busy but I can't help but notice that we have more Purses than we have sold tickets. Please try to sell as many tickets as you can – even if you can't attend yourself. Ask your friends, co-workers, neighbors!

We need 75 people to attend and participate to hope to make our goal of \$1000.00 revenue for the chapter. By participate, I mean, buy more Chinese Auction tickets, buy 50/50 tickets, participate in the Silent Auction – all of it! Please help by selling as many tickets as you can. More folks – of course, that's a bonus.....fewer people who attend – we'll have to look at things more closely.

Remember, Included in the \$30 cost of the ticket, you will receive \$5.00 of Chinese Auction tickets.

Just a reminder **our cut-off date for ticket sales, Purses, etc. is Tuesday, March 15**. This is a week before our next meeting, Monday, March 21.

Please be reminded that we need your guest's name, email address and telephone number, along with their choice of entree. This helps us so that we can keep the counts straight, and help the wait staff keep our selections straight as well.

We have 3 entrees from which our guests can choose:

Roast Top Sirloin: Tender slices of slow roasted beef sirloin, served with Shallot Sauce with Rosemary.

Baked Stuffed Chicken: Boneless Breast of Chicken stuffed with traditional sage bread filling and baked until golden brown. Topped with a Chablis cream sauce.

Vegetarian Lasagna: Medley of fresh vegetables, low fat cheese and white sauce layered between traditional lasagna noodles. Served with a vegetable ratatouille.

Let me know how many tickets you need and I'll make sure you get the tickets as soon as possible!
Hilary Felinski 717 730 9220 hilaryfelinski@comcast.net 11 Circle Drive Camp Hill, PA 17011-2608

**MINUTES OF THE GENERAL MEMBERSHIP MEETING
PENNS WOODS PAINTERS CHAPTER
JANUARY 15, 2011**



Sue Wenning, President, called the meeting to order at 9:35 am. There were 50 members present at the meeting. Sue welcomed several new members: Eddie Jo Bunker, Doris Risser, Phyllis Stewart and Buzz Smith. Linda Fleming was a guest. Sue also welcomed the new Board Members.

Jackie Nowak led the Installation of new Officers.

President: Sue Wenning
Vice President Programs: Carol Henry
Vice President Membership: Linda Kapp
Secretary: Mary Ann Couch
Treasurer: Lois Eckert

November Meeting Minutes: There is an error under Nominating Committee. It is not Linda Deardorff, it should be Linda Kapp. Dottie Shultz made a motion to approve the minutes with the correction and Hilary Felinski seconded the motion.

Treasurer's Report – Lois Eckert reported as of January 14, 2011: Beginning Balance \$5916.50, Membership-Income \$60.00, Total Income of \$60.00, Expenses of \$205.23 with and ending Balance of \$5771.27. The report will be filed for audit.

Presidents Report –Sue Wenning

Vice President – Programs-Carol Henry : Welcomed Laura Mark-Finberg who was teaching a painting of a Wolf after the meeting. The March meeting will be a paint-in with Jane Allen. It is also going to be a Wearable Art Fashion Show.

Vice President – Membership – Linda Kapp

Committee Reports:

- **Decorative Arts Tea** –no report
- **Historian – Shelia Rouse:** no report
- **Hospitality – Pat Sheely:** no report
- **Librarian – Hattie Ogle:** A new inventory of the books and patterns are in author order. There was a donation of a book by Bobbie Brady of Bright Beautiful Flowers.
- **Memory Boxes – Dottie Shultz:** The Memory Box paint-in will be on February 19, 2011. Dottie Shultz will be teaching a Bear with a Moon and Pat Myers will be teaching a Flower. We are covering Holy Sprit, Harrisburg, Hershey and Carlisle Hospitals with Memory Boxes. If you stay all day both boxes can be painted. Dottie has base coat colors if you need them.
- **Newsletter – Sheila Rouse:** no report
- **Paint Ins – Dee DeLorenzo:** June 25, 2011-Jane Allen will teach a Nativity, August 20, 2011-Linda Kapp will teach a Santa Gourd, October 15, 2011-Shelia Rouse will teach Santa Ornaments. Think about fall and submitting a project to teach in 2012.
- **Publicity – Linda Deardorff:** Linda hopes to do a good job with Carol Henry's help.
- **Seminars – Jackie Nowak:** Turn your punch card into Karen Wolford. March 26 the Mary Mader class will be held from 9 am to 5 pm. Instructions will be emailed to everyone. Please pick up a list of American Paints for conversion. The samples of the projects for the Scottie Foster seminar are here to see. There is a waiting list for the Friday only class. You can still sign up for all 3 days.
- **Treasure Boxes – Barb Lehman:** We have a supply of the boxes available.
- **Ways & Means – Hilary Felinski:** We have 2 baskets for today's raffle. The General Store is also open today. The Positively Wonderful Purses Luncheon will be held April 2, 2011 from noon to 4pm at the Navy Officers Club at the Naval Support Activity in Mechanicsburg. The ticket cost is \$30 per person. WE are collecting the purses now. If you cannot do a whole purse, we will collect things and put one together. There will be a Chinese auction/Silent auction. The colors are red, white and blue. The target date for collection of the purses is March 15, 2011. March 15, 2011 is also the deadline for the luncheon tickets.
- **Retreat-Dee DeLorenzo:** The retreat is being held February 3-5, 2012. It will be at the same place, The Philip Bongiorno Center. The cost will be approximately \$175-\$200. Payments can be made in installments. We are now looking for teachers and game leaders for the retreat. The retreat is held every other year. Dee can use some help for her committee.

New Business: We have a proposed budget. Penny Henry made a motion to approve the proposed budget and Jackie Nowak seconded it. It was approved by the membership.

Miscellaneous Announcements: The next meeting will be held March 21. The next Board meeting will be held February 21. We are in need of someone to help set up tables.

There being no further business, the meeting was adjourned at 10:35 AM.

Respectfully Submitted
Mary Ann Couch
Secretary

**PENN'S WOODS PAINTERS
TREASURER'S REPORT
January 15, 2011 to February 21, 2011**



BEGINNING BALANCE	<u>\$5,771.27</u>
INCOME	
Hospitality-Income	\$4.00
Membership-Income	\$160.00
Programs-Income	\$111.00
Ways & Means-Income	<u>\$136.00</u>
TOTAL INCOME	\$411.00
BALANCE	\$6,182.27
EXPENSES	
Administration-Expenses	\$131.73
Memory Boxes-Expenses	\$140.00
Operations-Expenses	\$140.00
Taxes-Ways & Means	<u>\$11.53</u>
TOTAL EXPENSES	\$423.26
ENDING BALANCE	\$5,759.01

Not included in the above totals are non-monetary donations totaling \$221.26.

Note: The bank balance may appear excessive. However, please keep in mind that we must hold funds in reserve for upcoming events.

Lois Eckert
Treasurer

PWP Planning Meeting

Attendees: Jackie Nowak, Dottie Shultz, Carol Henry, Barb Lehman, Sheila Rouse, Mary Ann Couch, Sue Wenning, Dee DeLorenzo, Pat Myers, Linda Deardorff, Hilary Felinski, Pat Sheely, Karen Wolford, Melissa Crowther, Linda Kapp and Barb Creamer.

The meeting was called to order on January 6th at 6:00 pm at Wegman's in Mechanicsburg.

Programs:

- March 21, 2011 will be the Wearable Art Fashion show. Jane Allen will be doing bracelets.
- May 14, 2011 Deb Cornman will be doing card with calligraphy and watercolor pencils.
- July 18, 2011 will be a Red, White and Blue Night. Darlene Ferrier will demo a mini painting. The meeting will start at 6:00 pm.
- September 24, 2011 we will be painting a Freedom Card for the troops. There will be a \$2.50 cost for the surface.
- November 21, 2011 will be the Hand Painted Christmas Pin exchange.

Membership: We will be discontinuing the PWP incentive punch program.

Finance: The annual budget will be presented at the next Board Meeting for approval.

Community Service Projects: Memory Boxes, Treasure Boxes, Cumberland County Children & Youth Christmas party, Harrisburg Symphony Showcase House 2012, Paint for Freedom 2011, 2011 Symphony Fundraiser donation.


Luncheon PWP Purses

Library display for Decorative Arts Month, Jackie Nowak and Barb Lehman will be doing the New Cumberland Library.

We will evaluate the meeting times. All meeting, paint-ins and seminars are to start at 9am and end at 4 pm. The social will be at 9 am and the meeting will begin at 9:30 am and end at 4 pm.

The plans are in the works for the next Retreat.

Mary Ann Couch
Secretary



TIPS & TECHNIQUES

by Carol L. Henry
Brush Strokes Reporter

Rose Bellavia: Use warm water in your brush basin. It keeps the hairs on your brushes together.

Carol Henry: If you only have a little bit of the pattern to transfer, just scratch a pencil or chalk pencil on the back of your tracing paper.

Linda Kapp: (1) When stippling, use a dry brush. When cleaning between colors, just wipe on a dry paper towel. (2) Don't paint the back side of a floor cloth; this will not enable the cloth to breathe.

Darlene Ferrier: When painting small items use, a rolled piece or two of masking tape on the back of the item to adhere it to a larger backer board. This will give you something to hold on to while painting the item. It works very well for painting ornaments or pins. You can also paint multiples of small items by attaching several to the same backer board. It makes it as easy to paint four or six as one! I used this method when I painted my wolf with Laura Mark-Finberg. I attached the 6x6 surface with masking tape to a 10x12 piece of foam core board so I could handle it without touching my painted areas.

Jackie Nowak: For a quick clean-up of brushes in class use baby oil for oil paints and hand sanitizer for acrylic paints. Follow with soap and water after class. Hand sanitizer will get paint out of your clothes, also.

Karen Wolford: One of the best chemicals I have found to remove old dried on acrylic paint from paint brushes is Winsor and Newton Brush Cleaner and Restorer. The directions say it will also remove oil paint as well but I haven't tried that yet. I wouldn't, however, use it on fine brushes like your Kolinski sables.

MARCH MEETING REMINDERS



Bring to the March Meeting

- _____ Usual Painting supplies
- _____ \$5.00 for Bracelet (See Pg. 1)
- _____ Bagged Surface to Trade
- _____ Check out and Return Library books
- _____ New or renewal 2011 membership form & dues
- _____ Items for Business Roundtable
- _____ Show & Tell Item
- _____ Guest(s)
- _____ Checkbook/Money for Meeting Raffle
- _____ Check out and return Memory Boxes
- _____ Check out and return Treasure boxes
- _____ Purchase Positively Wonderful Purses Tickets
- _____ Wear your wearable Art

Sign Up/Reminders:

- _____ Memory/Treasure Boxes to paint
- _____ Positively Wonderful Purses Luncheon Helpers
- _____ Sign up for a committee
- _____ Sign up for 2012 Retreat Committee
- _____ Historian or Asst Historian
- _____ Web Designer
- _____ Room Set up Coordinator
- _____ Remember to clean your areas
- _____ Remember to use appropriate forms when registering, paying money or submitting expenses.
- _____ Save the Date for July 9th Road Trip
- _____ Sign up for "Paint for Freedom" Cards

HELPFUL LINKS

Interact with other artists and post your artwork for feedback @ <http://www.artistdaily.com/>

Sell art @ www.etsy.com or www.artfire.com

Find art supplies and tools @ <http://www.kempertools.com/index.php>

For a free project download, go to: <http://www.artistsclub.com/cfProjects/>



Happy Birthday



03/19	Pat	Bertovic
03/20	Barbara	Kleinfelter
03/21	Sariann	Worley
03/22	Doris	Risser
04/05	Jean	Jones
04/06	Linda	Kapp
04/08	Doris	Kohler
04/08	Debra	Kreiger
04/09	Marilyn	Hoke
04/12	Joanne	Kilduff
04/17	Mary	Newby
04/17	Rosemary	Statt
04/19	Darlene	Ferrier
05/13	Nancy	Focardi
05/14	Susan	Wenning
05/14	Kathy	Swigon

5 MINUTE CHOCOLATE MUG CAKE



4 tablespoons flour
4 tablespoons sugar
2 tablespoons cocoa
1 egg
3 tablespoons milk
3 tablespoons oil ..or try real butter...worked very well
3 tablespoons chocolate chips (optional)
a small splash of vanilla extract
1 large coffee mug

Add dry ingredients to mug, and mix well. Add the egg and mix thoroughly. Pour in the milk and oil and mix well. Add the chocolate chips (if using) and vanilla extract, and mix again.

Put your mug in the microwave and cook for 3 minutes at 1000 watts (high). The cake will rise over the top of the mug, but don't be alarmed!

Allow to cool a little, and tip out onto a plate if desired. EAT! (this can serve 2 if you want to feel slightly more virtuous).

And why is this the most dangerous cake recipe in the world? Because now we are all only 5 minutes away from chocolate cake at any time of the day or night!



Blessings of Cancer...a Special Thank You from Sheila Rouse

I remember like it was yesterday when my doctor said, "There is reason for grave concern." She went on to explain in detail what the CAT scan showed...but after I heard her say CANCER my mind shut down and I was not able to comprehend anything else. Sensing this, she told me to have my husband call her. So I called Eddie – he was in a meeting with a judge – and he in turn called my doctor. My second call was to Jane Allen to ask her to help me pray. Shortly thereafter, Eddie walked in the door. It was obvious that the news had him devastated and after he explained exactly what the doctor had said, we held one another and cried. This man who prides himself on his "lack of emotion" bared his heart and soul to me...and that was the first of God's many cancer blessings.

After that I started to focus on the daily blessings of cancer. My husband took off work to go to every doctor visit with me, and it helped to have two sets of ears to be sure we heard all the information correctly. He accompanied me to all my scans and tests and he held my hand as the doctor did his "internal" exams. He was at my side before and after surgery. He went with me to the chemotherapy orientation. We are making this journey hand in hand.

Family members from Florida arrived to offer support. Linda Deardorff dropped off a lovely prayer shawl which I've been wearing during my chemotherapy. The comfort it brings must be working because I sleep during the sessions! Almost immediately, flowers and cards started arriving from not only PWP friends, but from chapters and SDP members across the United States – and the cards haven't stopped. **Each and every card helps me make it through the day!** I know that their positive and prayerful messages are helping me in the healing process. Faith and love of God are my constant companions.

I now face six months of chemotherapy and am thankful to my friends who are helping me through it – (thank you, Linda Kapp and Sue Wenning, for coordinating these efforts) — whether driving me to my treatments and lab work, providing dinners for us, offering their continued prayers, sending cards, etc. Hair loss is inevitable – I have my wig standing by. With the support of my family and friends, I am ready for what comes my way.

2011 PWP CALENDAR



March 21	Monday	General Membership Meeting – Jane Allen — Wearable Art Fashion Show & Painting Beaded Bracelets
March 26	Saturday	2010 “Punch Card” Seminar with Mary Mader
April 2	Saturday	Positively Wonderful Purse Luncheon
April 8, 9, 10	Friday – Sunday	Seminar – <i>Scottie Foster</i>
*April 18	Monday	Board Meeting
May 14	Saturday	General Membership Meeting – Deb Cornman — Christmas Card with Calligraphy & Watercolor Pencils Sign up for “Paint for Freedom” Cards
May 16 - 21	Monday-Saturday	SDP Conference, Kansas
June 17,18,19	Friday – Sunday	Seminar – Arlene Linton
*June 20	Monday	Board Meeting
June 25	Saturday	Paint-In—Jane Allen—Nativity Triptych
July 9	Saturday	Field Trip
July 18	Monday	General Membership Meeting — Darlene Ferrier Demo of Summer-Themed Mini Painting
August 8-13	Mon-Sat	Hoot (Heart of Ohio Tole Chapter Convention)
*August 15	Monday	Board Meeting
August 20	Saturday	Paint-In—Linda Kapp—Santa Gourds
September 24	Saturday	General Membership Meeting - Hilary Felinski Paint for Freedom Cards
Sept 30, Oct 1 & 2		Seminar — Ginger Edwards
October 5-9	Wed-Sun	Net (New England Traditions Convention)
October 15	Saturday	Paint-In—Sheila Rouse—Maxine’s Santa Ornaments
*October 17	Monday	Board Meeting
October 23	Sunday	Decorative Arts Tea and Art Show
November 21	Monday	General Membership Meeting – Hand painted pin Exchange & Cookie sharing festivities!
*December 19	Monday	Board Meeting
January 21, 2012	Saturday	General Membership Meeting

Board meetings at Sue Wenning's residence at 7:00 pm, 1012 South Market Street, Mechanicsburg

PWP Officers & Committee Chairs

Officers:

President	Susan Wenning	421-8250	susanwenning@comcast.net
Vice President Programs	Carol Henry	249-7206	Clhenry67@aol.com
Vice President Membership	Linda Kapp	580-8547	kapps3@comcast.net
Secretary	Mary Ann Couch	766-0918	coumac@aol.com
Treasurer	Lois Eckert	766-8017	eck1035@aol.com

Committee Chairmen:

Decorative Arts Tea	Darlene Ferrier	599-5516	edferrier@yahoo.com
Historian	Sheila Rouse	697-7025	toleheart@pipeline.com
Hospitality	Pat Sheely	766-3151	gsps1957@verizon.net
Library	Hattie Ogle	258-3438	ogle@pa.net
Memory Boxes	Dottie Shultz	766-0457	dshultz627@verizon.net
Newsletter	Sheila Rouse	697-7025	toleheart@pipeline.com
Paint-Ins	Dee DeLorenzo	728-9470	ddelores@verizon.net
Publicity	Linda Deardorff	737-2997	l.deardorff@verizon.net
Seminars	Jackie Nowak	766-6079	jlnowak@aol.com
Treasure Boxes	Barb Lehman	795-9845	RBLehman2@verizon.net
Ways and Means	Hilary Felinski	730-9220	hilaryfelinski@comcast.net
Past President	Jackie Nowak	766-6079	jlnowak@aol.com
Webmaster	Sheila Rouse	697-7025	toleheart@pipeline.com
2012 Retreat Chair	Dee DeLorenzo	728-9470	ddelores@verizon.net

Brush Strokes Newsletter Committee

Sheila Rouse
Editor & Layout

Mary Jane Wheeler
Distribution

Karen Wolford
Co-editor

Jackie Nowak
Proof Editor

Carol Henry
News Reporter



Barbara Lehman
Advertising

ADVERTISING in Brush Strokes (Published Bi-Monthly)

Color Business Card \$ 7/Issue \$ 30/6 Issues
 Black/White Business Card \$ 5/Issue \$ 25/6 Issues
 Color Quarter Page \$10/Issue \$ 45/6 Issues
 Black/White Quarter Page \$ 7/Issue \$ 35/6 Issues
 Color Half Page \$14/Issue \$ 70/6 Issues
 Black/White Half Page \$10/Issue \$ 55/6 Issues
 Color Full Page \$25/Issue \$120/6 Issues
 Black/White Full Page \$20/Issue \$100/6 Issues

Please send camera ready ad along with check made payable to Penn's Woods Painters to Barbara Lehman, 805 Shuler Street, Mechanicsburg, PA, 17055. Brush Strokes, the Newsletter for Penn's Woods Painters is published six times a year with a circulation of approximately 125 copies. In addition, Brush Strokes is posted on the chapter's web site. PWP's advertising rates are very reasonable and offer a targeted audience for those wishing to advertise their business, shop, classes, woods, painting supplies, or other services. If you would or someone you know benefit from advertising in Brush Strokes, please contact Barb Lehman, Business Manager, at 717-795-9845 or rblehman2@verizon.net

Basic Painting Supplies

Acrylic:

Brush cleaner
 Palette knife
 Scissors
 Palette paper
 Paper towels
 Fine point (.05) mechanical pencil
 Small containers
 Stylus
 Tracing paper
 Transfer paper both light and dark
 Sandpaper
 Water basin

Oils:

Graphite paper (white and gray)
 One inch drafting or artist's tape
 Palette knife
 Palette paper
 Paper towels
 Small containers for water and medium
 Stylus
 Fine point (.05) mechanical pencil
 Tracing paper
 Scissors
 Sandpaper

Watercolors:

Drafting or artists tape
 Cotton swabs
 Eraser (kneadable, white vinyl, etc.)
 Masking tape
 Non-wax graphite paper (gray and white)
 Palette
 Paper towels
 Fine point (.05 mechanical pencil
 Scissors
 Spray bottle
 Stylus
 Tracing paper
 Sandpaper
 Two water containers

Colored Pencil:

Electric Eraser
 Electric Pencil Sharpener
 Eraser
 Non-wax graphite paper
 One inch drafting or painters tape
 Paper towels
 Scissors
 Stylus
 Sandpaper tracing paper



Flights of Fancy: Celebrating 40 Years of Painting

Join us May 14-19, 2012 in Wichita, Kansas as we celebrate the Society of Decorative Painters' Ruby Anniversary! Make plans now to share this exceptional occasion with your SDP family.

Thank you for sharing your passion for painting with us!

Board of Directors
Society of Decorative Painters



Society of Decorative Painters Join Our Painting Family!

FREE KIT for NEW MEMBERS!

Courtesy of
SDP Business members
**DECOART AND ROYAL &
LANGNICKEL**

For a limited time, in addition to all of the benefits of SDP membership new members will receive **The FREE Decorative Painting for Everyone kit, including:**

- Set of seven Americana Acrylics and three DecoArt Mediums.
- Set of five Royal Gold brushes and one Royal 1" sponge brush.
- Black & white carbon paper, tracing paper and an 8" by 10" clear styrene sheet you can use to practice your brushstrokes.
- "Decorative Painting for Everyone," course guidebook & DVD with artist Patricia Rawlinson.

Individual Membership

Do you want to be creatively inspired, improve your painting skills, meet and learn from other artists, attend the premier decorative painting conference, and be informed with an award-winning magazine? Of course you do!

- * 20%-off Tier One A and Tier Two Core tuition at Traditions Online Art School.
- * Four full-color issues of *The Decorative Painter* magazine.
- * Chapters to join at the local level.
- * SDP's Annual Conference & Expo.
- * Newsletters by email, including Chapter Happenings and Certification Happenings.
- * Unique painting opportunities.
- * Credit card option.
- * SDP Scholarship Program.
- * Worldwide Certification Program.
- * Website and knowledgeable staff.
- * Teacher Development Program.
- * Car rental discounts from Hertz.
- * Networking with mentors and peers.


Business Membership

SDP business members are a diverse group including artists, companies, designers, shop and studio owners, crafters, teachers, manufacturers, publishers, chain stores, and others seeking income from the decorative painting industry.

- * 20%-off Tier One A and Tier Two Core tuition at Traditions Online Art School.
- * Four full-color issues of *The Decorative Painter* magazine.
- * Preferred members' advertising rates.
- * Website links.
- * Exhibit at SDP's Annual Conference & Expo at a reduced rate.
- * Business Happenings e-zine with ideas, tips, and trends.
- * Merchant credit card service option.
- * Worldwide Certification Program.
- * Website and knowledgeable staff.
- * Credit card option.
- * Teacher Development Program.
- * Car rental discounts from Hertz.
- * Networking with mentors and peers.
- * Exclusive sponsorship opportunities.

Society of Decorative Painters • 393 N. McLean Blvd., Wichita, Ks 67203 • 316-269-9300
WWW.DECORATIVEPAINTERS.ORG

A Golden Opportunity



Kansas Gold

"Kansas Gold," giclee, Mary Jo Leisure MDA, TDA

Do not miss this golden opportunity to own artwork by Mary Jo Leisure MDA, TDA. "Kansas Gold" was created for the Society of Decorative Painters and is available exclusively through SDP.

Preorders are being taken at this time. Reserve this luminous giclee** today:

* Size: 11"-by-14"

* Presented on archival paper.

* \$75 per print includes shipping to the U.S. (If you live outside of the U.S., please place your order by email to shandi@decorativepainters.org. Additional shipping fees will apply.)

* Limited edition

* Printed from the original work in oil.

Pre-orders must be placed no later than midnight, March 28, 2011. Mary Jo will be signing "Kansas Gold" at 2011 SDP Conference from 6-8 p.m., Wednesday, May 18 at the SDP Sales Booth. Don't delay! Reserve your giclee of "Kansas Gold" today at www.decorativepainters.org.

** Giclee: A printmaking method used to create images of paintings producing high-quality reproductions second only to the original.

Congratulations to PWP's new "Geek Squad" — these group of ladies recently gathered to become proficient at setting up the chapter camera and projector for paint-ins and seminars:

Dottie Shultz
Dee Delorenzo
Melissa Crowther
Carol Henry
Hilary Felinski
Sue Wenning



ATTENTION
There are still seats available!
There are 2-three day seats and
3 Saturday and Sunday only seats.
Sorry, but there are no "Friday-only"
seats available.

SCOTTIE FOSTER SEMINAR

Friday, Saturday, Sunday
April 8, 9, 10, 2011

9:00 AM – 5:00 PM
First Church of God Community Center
Mechanicsburg, PA

PWP Chapter Members: ~~\$60 Friday only~~, \$120 Saturday/Sunday only, or \$170 all three days

Non-members: \$70 Friday only, Saturday/Sunday \$140, or \$200 all three days



“Bauernmaleri Tray”

14” wide X 10.5” high

Friday

One day project

Surface: \$20

(Tray will have a scalloped edge NOT a carved edge)

“Renaissance Jewelry Box”

9” square X 4.5” tall

Saturday/Sunday

Two day project

Surface: \$30

(Box will not have the divider inside)

Name _____ SDP# _____

Address _____

City & State _____ Zip _____

Phone# () _____ Email Address _____

Space limited to first 28 people as determined by the postmark on the envelope.
Others will be placed on a waiting list.

Classroom doors will open at 8:30 am each day. A light lunch is available each day.

Please check days of attendance and include payment with registration form.

Mail payment & registration to Jackie Nowak, 53 Longwood Drive, Mechanicsburg, PA 17050-7973
Payment confirms your reservation in the class.

Amount enclosed \$ _____

Class Fee : _____ Saturday/Sunday _____ All three days

Surface Fees : _____ Friday (tray) _____ Saturday/Sunday (box)

For additional information, email PaintinginPA@aol.com

SAVE THE DATE: Arlene Linton Seminar June 17, 18, & 19


It's not too early to plan your June "vacation". Arlene Linton will be conducting a seminar here on her unique techniques painting lace, June 17 - 19, 2011. You will be sitting here painting lace and imaging yourself in France or on a sunny Italian village making lace.

Arlene's work brings back memories of earlier times when our homes had beautiful handmade lacework, many times handed down from mothers and grandmothers. Arlene has published a number of her Linens and Lace Collections books on painting lace. She teaches across the country, at conferences, and abroad in England, France, and Italy. She has visited the lace-making island of Burano, Italy to learn how the people make the famous needle-lace.

There will be a single project each day of the seminar, each an entirely different technique. Friday, June 17, the project will be "Medici Doily", an 11 X 15 inch faux linen and lace doily. Saturday's project will be "Piscan Lace", a 10 1/2 inch lace frame, inspired by an Italian lace handkerchief. The Sunday project will be "Antique French Doily" a six inch round doily includes a netted background with mini roses.

Students will be responsible for providing their own surfaces meeting the required dimensions for each project.

Registration forms will be available at the March 21, 2011 general membership meeting.



Arlene is known for her painting lace techniques. Above is a photo of her new book: *Picture This*.

2011 PAINT-INS

The Talent in our chapter is FANTABULOUS! Our members voted at the November meeting for the following three great Paint-In Pieces for this year! Your holiday gift giving will be a breeze this year when you paint these lovely designs taught by:

Jane Allen on June 25th – a lovely Nativity Triptych

Linda Kapp on August 20th - A delightful Santa Claus painted on gourds.

Sheila Rouse on October 15th - Two Darling Maxine Thomas Christmas Ornaments painted on tin.

The Paint-In Class fee remains only \$20. Class materials are extra. (members are always welcome to provide their own surface) Watch for the application forms in upcoming newsletters!

Dee DeLorenzo
Paint-In Chair





Memories from the January 2011 Meeting

